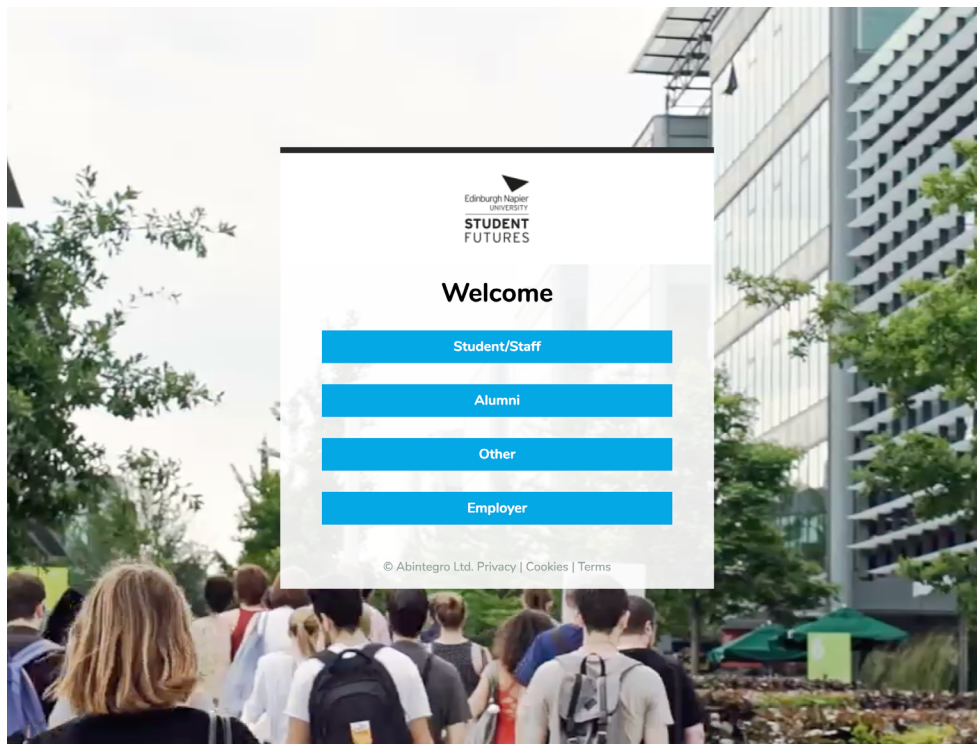




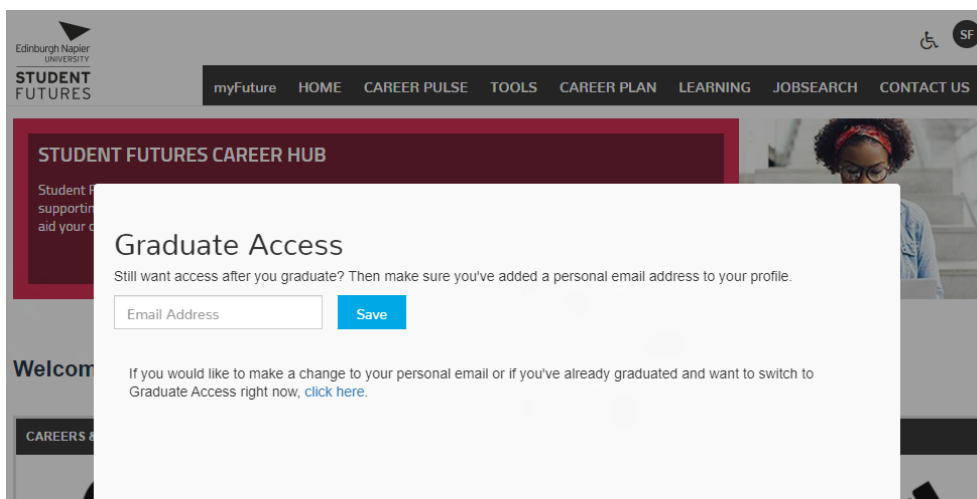
How Do I Register for Graduate Plus?

Updating your Student Futures Career Hub account to give you access to Graduate Plus is quick and easy!

First, login to your [myFuture platform](#), and click on the '[Student Futures Career Hub](#)' tab on the main homepage. You will be taken to the screen below where you should select the 'Student/Staff' option.

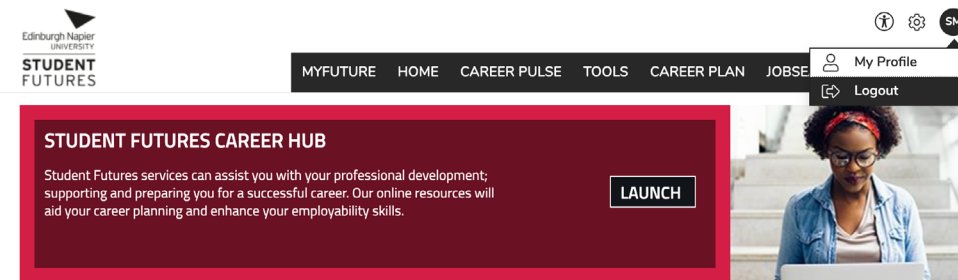


Once you have arrived on the Student Futures Career Hub homepage, you may see a pop up which prompts you to change your account to graduate access. If so please follow the simple on screen instructions.

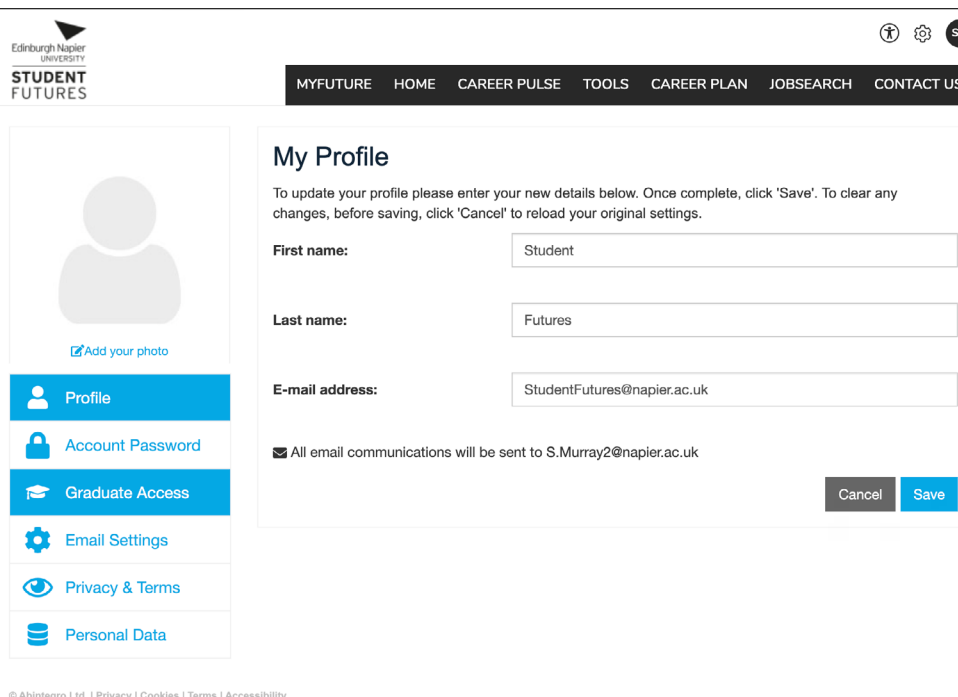


However, if this message does not appear don't panic! There's just a few quick steps for you to follow!

1. Click on the circular icon in the top right corner which shows your initials and select 'my profile'.



2. You will now see an option in the menu on the left that says 'Graduate Access', select this.



- You'll be asked to type in a new contact email address and **click save**. We'd recommend using a personal one, to ensure you can still get access to this after your university email account closes.

Edinburgh Napier UNIVERSITY

STUDENT FUTURES

myFuture HOME CAREER PULSE TOOLS CAREER PLAN LEARNING JOBSEARCH CONTACT US

Graduate Access

If you want to be able to access your account after you graduate, you'll need to provide us with alternative contact details that you will use to login to Edinburgh Napier when you're no longer a student.

Personal email address:

Save

- Profile
- Account Password
- Graduate Access**
- Email Settings
- Privacy & Terms
- Personal Data

© Abintegro Ltd. | Privacy | Cookies | Terms | Accessibility

- Now select the 'Switch to Graduate Access' option. You will then be sent an email to this account, asking you to create a new password. Update your password and close and reopen your browser. Once this has been done you'll instantly be able to access our new Graduate Plus platform.

Edinburgh Napier UNIVERSITY

STUDENT FUTURES

myFuture HOME CAREER PULSE TOOLS CAREER PLAN LEARNING JOBSEARCH CONTACT US

Graduate Access

If you've already graduated and want to switch to Graduate Access right now, click the button below.

Please note that by switching to a graduate account you are confirming that you are happy to use the details below to access your account and for all notifications to be emailed to **studentfutures@napier.ac.uk**.

Please be aware that this will disable your existing student login. You can undo this action within 30 days of switching.

Switch to Graduate Access

Personal email address:

Update

- Profile
- Account Password
- Graduate Access**
- Email Settings
- Privacy & Terms
- Personal Data

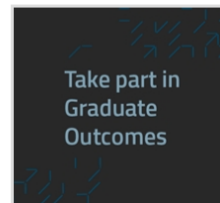
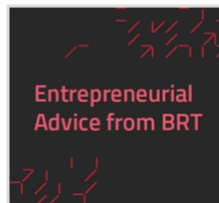
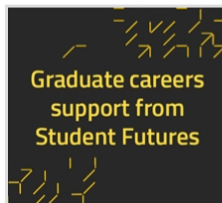
© Abintegro Ltd. | Privacy | Cookies | Terms | Accessibility



From now on to access Graduate Plus, you can login via the [Graduate Plus box featured on the Careers Page on myNapier](#), via [the Alumni page on the Edinburgh Napier website](#) or via the [Student Futures Career Hub tab on your myFuture platform](#).

The screenshot shows the top navigation bar of the Edinburgh Napier University website. On the left is the university logo. On the right are icons for accessibility and a 'SF' logo. Below the navigation bar is a red banner for 'GRADUATE PLUS'. The banner contains a welcome message and a 'LAUNCH' button. To the right of the text is a photograph of three graduates in black gowns and red stoles, holding red diplomas.

Welcome Student



in

© Abintegro Ltd. | Privacy | Cookies | Terms | Accessibility

If you have any questions at all, please do not hesitate to get in touch with us via studentfutures@napier.ac.uk